



Labforward GmbH

Elsenstraße. 106, 12435 Berlin, Germany

www.labfolder.com

Contact| Labfolder Team

contact@labfolder.com

+49 (0) 30 91572642

Whitepaper:

Labfolder Data Portability

TABLE OF CONTENTS

Labfolder Data Portability	3
Labfolder Data Hierarchy - Notebook	4
Labfolder Data Hierarchy - Material Database	5
Labfolder Import Methods:	5
1. RESTful API	5
Labfolder Export Methods:	6
1. RESTful API	6
2. PDF	6
3. XHTML	7

Labfolder Data Portability

As a central platform for all data managed within a laboratory or an entire scientific institution, Labfolder offers a variety of options to import and export data for securing data in Labfolder and retrieving data for a use outside the application. Exemplary use cases for import/export scenarios are:

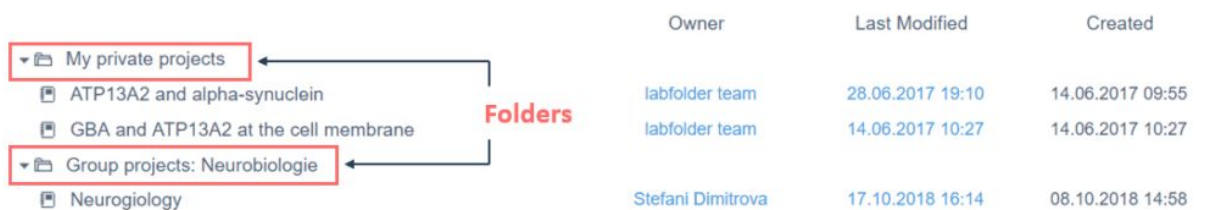
- Import of data into Labfolder from devices, platforms, databases etc.
- Import of legacy data
- Automated transfer of measurement or surveillance data to Labfolder
- Import of protocols
- Export of data for archiving or migration

This guide will give an overview of the methods Labfolder provides for data portability.

Labfolder Data Hierarchy - Notebook

In the Labfolder notebook, scientific data as protocols, measurements, analyses, observations, calculations and conclusions are stored. Data in the notebook of Labfolder is organized according to the following hierarchical data model:

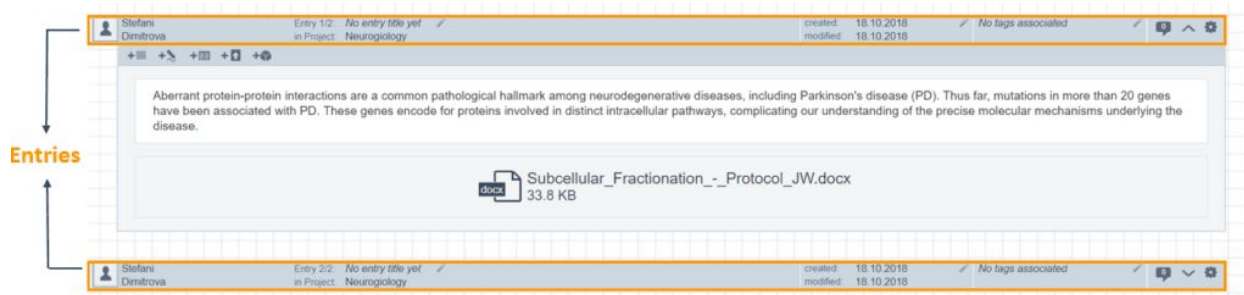
Folders are collections of a number of projects or any number of subfolders, which can, in turn, contain any number of projects.



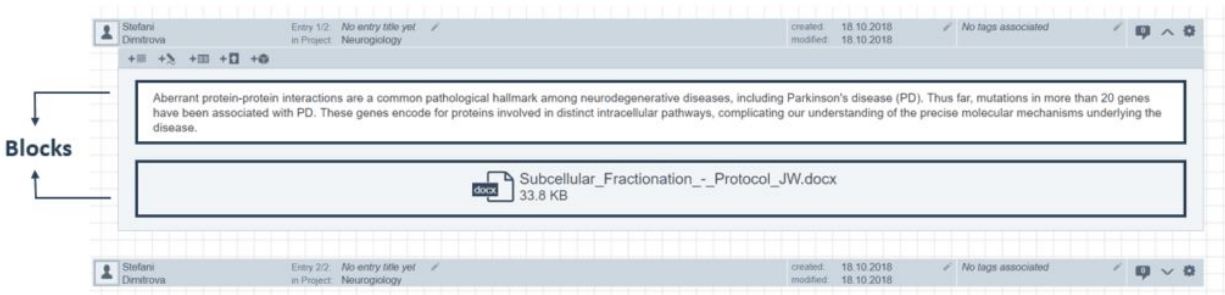
Projects are collections of documents and files. Collaboration sharing and archiving is done at the level of projects as well. Projects are comparable with Document Folders in conventional file systems, and follow the notion of a project-based or person-bound paper lab notebook.



Entries are documents in Labfolder which can contain an unlimited number of text, images, files etc. Entries are also the hierarchical level at which signatures, tags, dates, full audit trails and deletion can be applied. Entries thus represent logical units (i.e. experiments, theoretical notes on one topic, etc.) within the digital lab notebook and can be arbitrarily large or small.



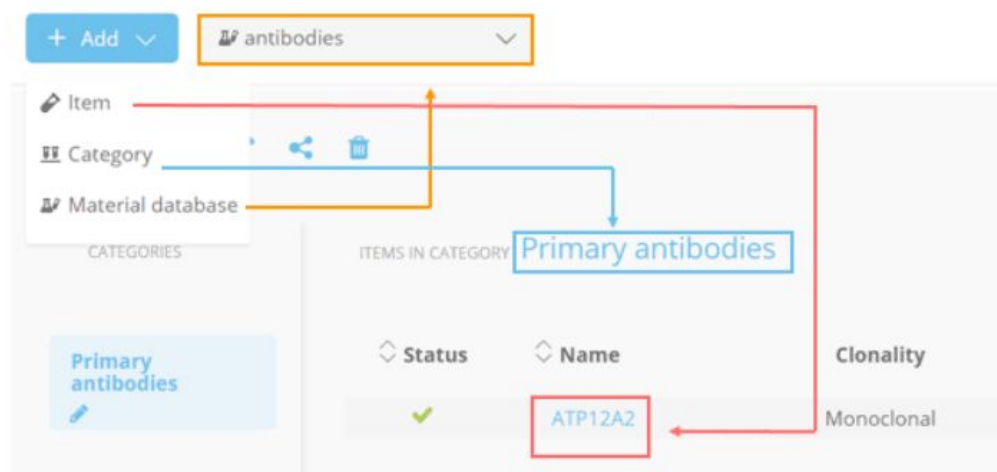
Entry Elements (Blocks) are content contained in an entry like texts, spreadsheets, images, files, drawings, data elements and others and represent the lowest level of hierarchy in Labfolder.



Labfolder Data Hierarchy - Material Database

In the Labfolder Material Database, materials used in the lab are stored for an easy and central management and for referencing.

The data hierarchy in the Material Database is as follows:



Material Databases: Material Databases are databases for collecting and collectively accessing information about materials used in the documented work. Access to databases can be given to members of the group selectively. Material Databases collect Categories, which in turn collect Items.

Categories are used to organise items, which are characterised by Attributes, which can be defined as mandatory or non-mandatory for all items collected in a category.

Items represent the lowest level of hierarchy in the Material Database hierarchy and are characterized by values for each attribute, which is defined by the category in which items are placed.

Labfolder Import Methods

RESTful API

Every Labfolder exposes a RESTful API for the Import of data. Currently, there are two versions of the API available: [Version 1](#) and [Version 2](#). Version 2 is currently in the beta and will supersede Version 1 at some point.

The APIs provide access to the following data levels:

- Folders
- Projects
- Entries

- Entry Elements

Additionally, Tags and Custom Dates can be imported via the API.

The API also allows the import of Items into the Material Database. A tool for the import of Excel sheets into the Material Database is available on [our website](#).

Labfolder Export Methods

RESTful API

Analogous to data import as described above, data can be exported from Labfolder via the API in JSON.

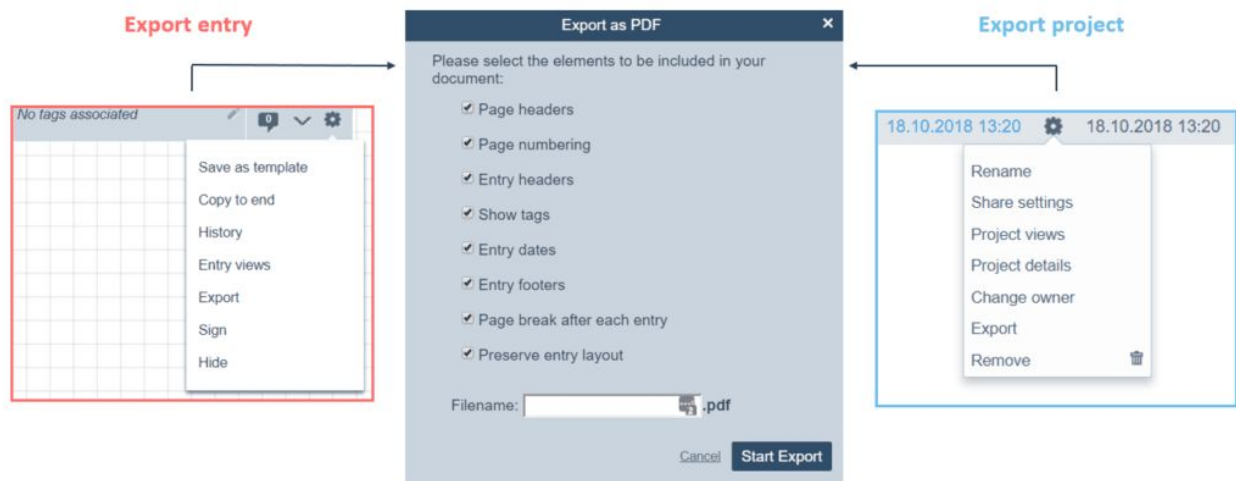
When exporting data via the API, Labfolder provides the data structures together with the raw files that are stored in Labfolder.

PDF

In Labfolder, Projects, Entries and Templates can be exported in a human-readable PDF format. The contents may be rearranged for improved legibility on a printable format.

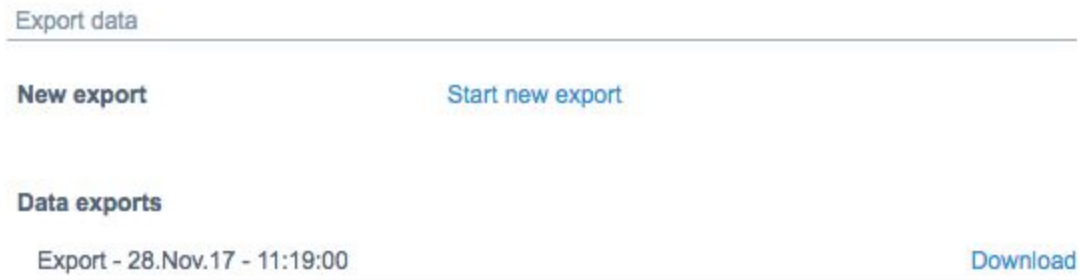
PDF export can be initiated either from the project or template view or from the notebook view.

Files deposited in the notebook are represented by hyperlinks in the PDF file which will direct to the file path in Labfolder provided that the user has a valid session token in the browser which is used to open the link.



XHTML

Labfolder allows the export of projects and templates which are owned by a user as a read-only XHTML file which can be stored and opened offline. The XHTML download is accompanied by a download of all files stored within the exported projects and templates.



After export, a zip file is downloaded, which will extract to an archive containing several HTML files plus folders containing the exported data.

When extracting the zip folder, you will find subfolders for projects and templates. For each exported project, there is a folder in the respective 'projects' subfolder. Subfolders might be empty if there has not been any data imported (i.e. the 'My private projects' is empty if there are no private projects exported).

In the project folder, all images and files which are stored within the project are available, together with a file called 'index.html'. Clicking on any 'index.html' file will open the export archive in a browser, where it is browsable exactly like in Labfolder itself.

The 'index.html' file contains structured information about the authors of entries, the date, the origin, information about digital signatures, and others.

Labfolder also offers tools for the re-upload of Data exported in XHTML format on our website: <https://www.labfolder.com/xhtmll-import/>.

If you have any questions about the Labfolder Data portability features, please do not hesitate to contact us anytime at feedback@labfolder.com.